

GROUP C
TROMBONE 1

150TBMNS

written for Slide Factory 2017

1. Gathering, Prologue, and Opening Movement

Trevor Grahl

When everyone is in place, SOLOIST plays speech-like patterns. Imitate him!
Below is an example of what you could do.
Start slowly, listen and let the sound spread like a fire.
This should last 2 minutes.

GROUPS A, B, C

(groups D, E, tacet)

(material here just for an idea, freely improvise your own)

A *ca. 2'*

wobbly

A, B, C *ppp*

(stop when soloist gives a sign)

Don't play here. Just pantomime the actions of the soloist!! He will do something like this:

SOLOIST + A, B, C (possibly D and E?) *ca. 2'*

B

(rest) (point trombone up!!) (hold)

(rest position) (point trombone down, hold)

(continue on this way following the SOLOIST)

Soloist points trombone high up to the sky and starts playing. When he starts playing:

When soloist suddenly plays, GO CRAZY HERE

Play your own fanfare-like music with only B \flat , D, and F.
Below are some examples for inspiration! Make your own!

C

(etc.) (example) (etc.)

GROUPS A, B, C (Groups D, E play different music here)

- CONDUCTOR STARTS GROUP D HERE

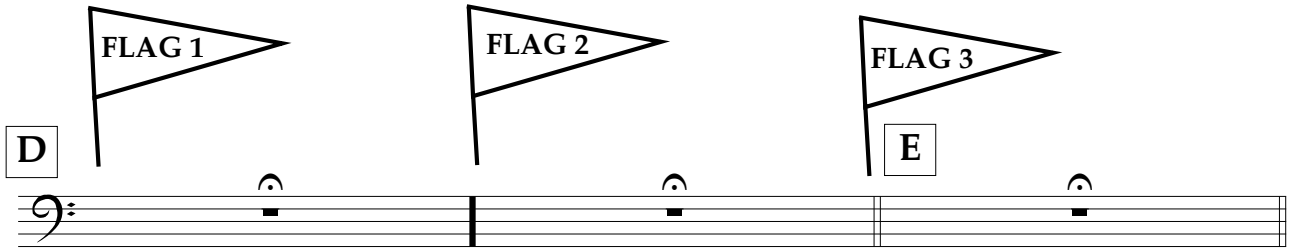
- GROUP E (KIDS) PLAY NATURAL HARMONICS IN 1st POSITION


Go to normal playing position, and keep playing the FANFARE. The Flagman enters. Watch him for signals for the rest of the piece

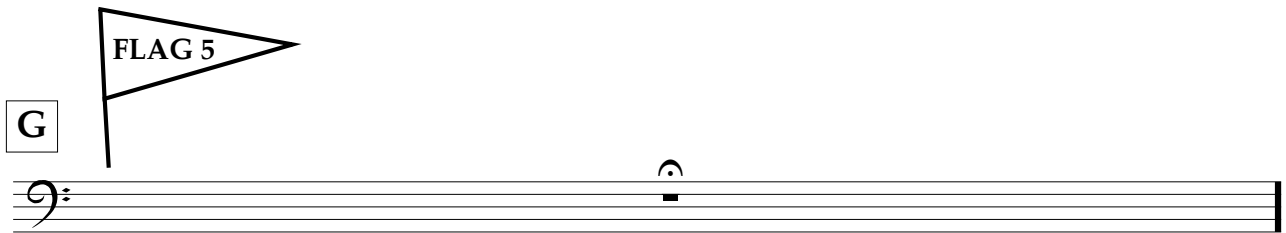
ca. 45''

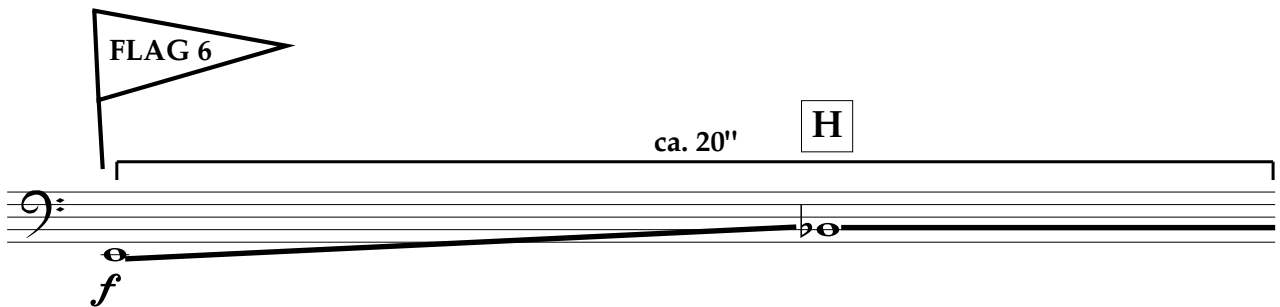
(Fanfare continues here)


A, B, C

D 

F  **Group C players play this line**
Hold this note for a long time and then fade out!

G 

H 

I  **SOLO**
mp *cresc. sempre* ***ff*** *secco*
stop playing on flag!

ugly sound - becoming more ugly and desperate
ca. 10"
rit...
suddenly very fast, like falling down stairs

A, B, C

WAIT till cue from conductor

SOLOIST and A, B CONTINUE →

SOLO

'Buster Keaton'-like

mp

Conductor begins here play with groups C and D

relaxed ♩ = 100

gentle vibrato

1

mp

mp

never louder than soloist!

10

11

f

dim. ----- ppp

mp

19

25

p

dim. ----- ppp

p

28

ff

dim. -----

36

38 **meno mosso**

TACET AL FINE

p

GROUP D/C

TROMBONE 1

150TBMNS

2. Song - Drill Team (Tutti, Featuring Pbones)

Funky ♩ = 120

f

5

cresc.-----ff

10

(10-11)

f

16

mp

not louder than kids

f

mp

21

f

mp

(Gershwin)
SOLI

26

f

mp

30 34

cresc. ----- *f* *sffz*

fall

Detailed description: This musical staff contains measures 30 through 34. It begins with a bass clef and a key signature of two flats. The music features a series of eighth notes with accents, followed by a half note with a flat. A slur covers measures 32 and 33, leading to a final note in measure 34 with a 'fall' instruction. Dynamic markings include 'cresc.' with a dashed line, 'f', and 'sffz'.

36

p

Detailed description: This musical staff contains measures 36 through 39. It features a continuous eighth-note pattern with slurs over groups of notes. The dynamic marking is 'p'.

40

cresc. ----- *mf*

Detailed description: This musical staff contains measures 40 through 43. It continues the eighth-note pattern with slurs. The dynamic marking is 'cresc.' with a dashed line leading to 'mf'.

44 46

Detailed description: This musical staff contains measures 44 through 47. It continues the eighth-note pattern with slurs. A box containing the number '46' is placed above the staff in measure 46.

48

cresc. -----

Detailed description: This musical staff contains measures 48 through 51. It continues the eighth-note pattern with slurs. The dynamic marking is 'cresc.' with a dashed line.

52

f

Suddenly stop playing as you hear soloist go crazy

Detailed description: This musical staff contains measures 52 through 55. It continues the eighth-note pattern with slurs. The dynamic marking is 'f'. A text instruction 'Suddenly stop playing as you hear soloist go crazy' is placed above the staff.

56 (solo improv) 58 *meno mosso* on cue

Detailed description: This musical staff contains measures 56 through 58. Measure 56 has a whole note with a fermata and the instruction '(solo improv)'. Measure 57 has a whole note with a fermata and the instruction '(pbone solo)'. Measure 58 has a half note with a fermata and the instruction 'on cue'. The tempo marking 'meno mosso' is placed above the staff.

TROMBONE 1 4. Bergerette Dont Vient Cela (Groups D and C and A and B)

from Danserye, 1551

Teilman Susato
Arr. Trevor Grahl

Andante ♩ = 84 - 90

Musical staff 1: Bass clef, 3/4 time signature. Dynamics: *mf*. The staff contains the first line of music, starting with a quarter rest followed by a series of eighth and quarter notes with slurs.

Musical staff 2: Measure 9 is boxed. Measure 8 is marked with a '8'. The staff continues the melodic line with slurs and a sharp sign at the end.


Musical staff 3: Measure 16 is boxed. The staff shows a measure rest followed by the continuation of the melodic line.


Musical staff 4: Measure 27 is boxed. Dynamics: *poco f*. The staff continues with a series of eighth notes and quarter notes.


Musical staff 5: Measures 34 and 40 are boxed. Dynamics: *f*. A measure rest is shown between measures 34 and 39, with a '5' above it. The staff continues with eighth notes and quarter notes.


Musical staff 6: Measure 44 is marked. Dynamics: *mp* and *poco f*. The staff continues with eighth notes and quarter notes, ending with a sharp sign.

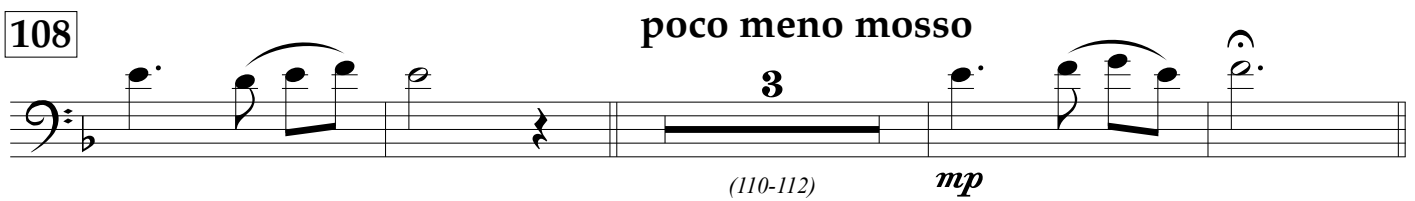
52  *pp* (59-65) 7


66  *f* 73

6  *f* 80 (74-79)

86  *mf* 93 (90-92)

95  98 8 (100-107)

108 *poco meno mosso*  3 (110-112) *mp*

molto rit. 115  5 (119-123)

GROUP D / C

150TMBNS

TROMBONE 1

5. 'I Got You (I Feel Good)' - Tutti

James Brown
Arr. T. Grahl

$\text{♩} = 130$

1 **f** **p < f** **5**

6 **mp** never too loud, don't cover melody

11 **ff** **p < f**

17 **f** **mp**

22 **ff**

27 **sffp** **mp** **29**

32 **sffz** **sffz** **sffz**

37 **f** **sfz** **mp**

42 **ff**

47 **molto rit.** **molto cresc.** **ff** **fff** **50** on cue (Kids: "HEY!")

Group C

TROMBONE 1

8. FINALE! (Tutti)
(American March, Meacham, 1891)

Imitate a snare drum cadence any way you want!
With your breath, tongue, hitting the trombone, etc.

on cue from conductor
(choirs B and C follow conductor here)
play!

$\text{♩} = 110$

Repeat many times!
Get louder!

f

6

tr

ff

2

(7-8)

9

SOLI

f

11

15

17

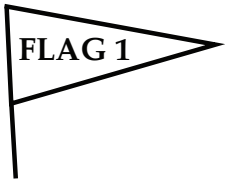
19

23

27

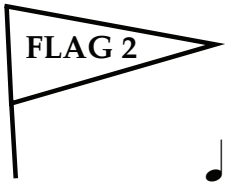
shriek!

ff



FLAG 1

TACET



FLAG 2

Kaiser Waltzer (J. Strauss, op. 489)

♩ = 120 - 130

SOLO

Musical staff 1: Solo section, measures 1-8. The staff is in 3/4 time with a key signature of one flat. It begins with a *mf* dynamic. The melody consists of eighth and quarter notes with slurs.

mf

Musical staff 2: Solo section, measures 9-16. The staff continues the melody from the previous staff. It includes dynamic markings: *cresc.* (crescendo), *f* (forte), *dim.* (diminuendo), and *mp* (mezzo-piano).

cresc. *f* *dim.* *mp*

♩ = 60 Viennese waltz style

Musical staff 3: Tutti section, measures 17-24. The staff is marked *TUTTI* and *f* (forte). The melody continues with slurs and accents.

f

Musical staff 4: Tutti section, measures 25-31. The staff continues the melody with slurs and accents.

1.

2.

sfz

sfz

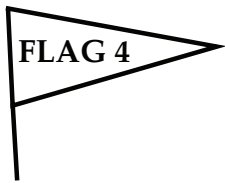
Musical staff 5: Tutti section, measures 32-39. The staff features a bass line with eighth notes and slurs. It includes first and second endings.

repeat ad-lib, unsynchronized!
Experiment with different articulations!

FLAG 3

At flag 4, slowly transform Strauss into the Schafer, changing slide positions like crazy!
You may loop the Schafer, play fragments of it, improvise in the style of the piece.
Don't play too loud.

The image shows a handwritten musical score for a slide instrument, likely a trombone or euphonium. The score consists of several systems of staves, each containing notes, dynamics (p for piano, f for forte), and performance instructions. The notes are often grouped in boxes with labels like "1357911 ETC." and "14641 ETC.", indicating specific slide positions or patterns. The score is annotated with circled numbers (9, 10, 15) and arrows pointing to specific measures. A diagram at the bottom left shows a slide instrument with numbered positions 7, 8, 9, and 10, with arrows indicating the direction of movement. The overall style is that of a working draft or rehearsal score.



Vive La Canadienne (Traditional, from Québec)

♩ = 90 - 100
punchy, march-like

arpeggio in slide position 6 with natural harmonics!
If too difficult, just play one of these notes on the beat.

11

11

7. 1.

f

3 3

5

p

11

sfz

p

cresc. *f* *<sfz*

da capo



Gavotte I (Bach, Orchestral Suite III, BWV 1068)

♩ = 72
trumpet-like

6

12

18

f

<sfz

tr

f

<sfz

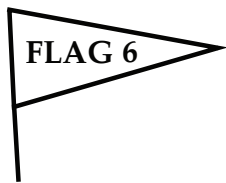
p

mf

f

Fine

D.C. al Fine



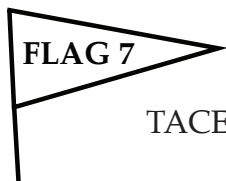
Play your favorite moment from the festival, your favorite piece, excerpt, concerto, song, whatever you want! Play like a solist here, not paying attention to anyone else! You may also move dramatically, playing to the sky, to the ground, spinning around, etc!

OR

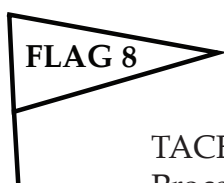
If you wanted, you could also play a piece you enjoy with a small group of friends, a duet, trio, etc.

It doesn't matter really what you do here, as long as you do it with complete conviction!

Flag 7 is for the soloist, so watch out for that flag.



TACET HERE (soloist plays)



TACET HERE (Group A plays 'We Found Love', soloist cuts off suddenly. Proceed on to piece 9.)

150TBMNS

GROUP D / C

9. (Encore) Song - We Will Rock You (Tutti)

TROMBONE 1

Brian May (performed by Queen) (1977)

arr. Trevor Grahl

Moderate Rock ♩ = 81

clap

foot stomp

5

6

9

11

13

3x 3rd time get ready to play!
3rd time continue on and play with Pbones

f

17

f

22

cresc. ff ffz