

GROUP C
TROMBONE 2

150TBMNS

written for Slide Factory 2017

1. Gathering, Prologue, and Opening Movement

Trevor Grahl

When everyone is in place, SOLOIST plays speech-like patterns. Imitate him!
Below is an example of what you could do.
Start slowly, listen and let the sound spread like a fire.
This should last 2 minutes.

GROUPS A, B, C

(groups D, E, tacet)

(material here just for an idea, freely improvise your own)

A *wobbly* **ca. 2'**

A, B, C *ppp* 3 7 (stop when soloist gives a sign)

Don't play here. Just pantomime the actions of the soloist!! He will do something like this:

SOLOIST + A, B, C (possibly D and E?) ca. 2'

B

A, B, C (point trombone up!!) (rest) (hold) (rest position) (point trombone down, hold) (continue on this way following the SOLOIST)

Soloist points trombone high up to the sky and starts playing. When he starts playing:

When soloist suddenly plays, GO CRAZY HERE

Play your own fanfare-like music with only B \flat , D, and F.
Below are some examples for inspiration! Make your own!

C

A, B, C (etc.) (example) 6 7 (etc.)

GROUPS A, B, C (Groups D, E play different music here)

- CONDUCTOR STARTS GROUP D HERE

- GROUP E (KIDS) PLAY NATURAL HARMONICS IN 1st POSITION

Go to normal playing position, and keep playing the FANFARE. The Flagman enters. Watch him for signals for the rest of the piece

ca. 45"

A, B, C

(Fanfare continues here)

D **FLAG 1** **FLAG 2** **FLAG 3** **E**

F **FLAG 4** **Group C players play this line**
Hold this note for a long time and then fade out!

p *dim.* -----

G **FLAG 5**

FLAG 6 **H** **ca. 20"**

f

I **FLAG 7** **ugly sound - becoming more ugly and desperate**
ca. 10" **rit...** **suddenly very fast, like falling down stairs**

SOLO **mp** **cresc. sempre** **ff** **secco**

stop playing on flag!

A, B, C

WAIT till cue from conductor

SOLOIST and A, B CONTINUE →

SOLO

'Buster Keaton'-like

mp

Conductor begins here

1 relaxed ♩ = 100
gentle vibrato

mp

mp

never louder than soloist!

10

11

dim. ----- *ppp*

mp

19

25

p

dim. ----- *ppp*

p

30

ff

dim. -----

H

36

38 meno mosso

11

tacet al fine

p

GROUP D / C

TROMBONE 2

150TBMNS

2. Song - Drill Team (Tutti, Featuring Pbones)

Funky ♩ = 120

f

5

cresc.-----ff

10

2

(10-11)

14

f not louder than kids

16

mp *f* *mp*

21

(Gershwin)
SOLI-----

24

f *f*

26

28

mp

30

34 fall

cresc.-----f *sffz*

36

p

40

cresc. ----- *mf*

44

46

48

cresc. -----

52

Suddenly stop playing as you hear soloist go crazy!

----- *f*

56 (solo improv)

(pbone solo)

58 **meno mosso**
on cue

GROUP D/ C

150 TMBNS

TROMBONE 2 4. Bergerette Dont Vient Cela (Groups D and C and A and B)

from Danserye, 1551

Teilman Susato
Arr. Trevor Grahl

Andante ♩ = 84 - 90

mf (these notes are right!)

8 9

16

24 27

poco f

32 34 40

f (35-39)

44

mp *poco f*

GROUP D / C

TROMBONE 2

150TMBNS

James Brown

Arr. T. Grahl

♩ = 130

5. 'I Got You (I Feel Good)' - Tutti

f *p < f*

5

mp never too loud, don't cover melody

10

ff *p < f*

17

mp

22

ff

27

sffp *mp*

32

sffz *sffz* *sffz*

37

mp

42

ff

47

molto rit. *ff* on cue
molto cresc. (Kids: "HEY!")
fff

7. The Unanswered Question (Groups A, B, C, D and Soloist)

GROUPS B, C, D

150TMBNS

TROMBONE 2

Charles Ives

arr. T. Grahl

Largo molto sempre (about 72 = ♩)

breathe as necessary and rest from playing as long as you need

Musical notation for measures 1-7. The key signature has one sharp (F#), and the time signature is 4/4. The music consists of half notes and quarter notes, many of which are beamed together. A dynamic marking of *pp* and the instruction *legato sempre* are present below the staff.

Musical notation for measures 8-15. The music continues with half notes and quarter notes, maintaining the legato style.

Musical notation for measures 16-23. Measure numbers 16 and 24 are boxed. The music features half notes and quarter notes with some beaming.

Musical notation for measures 24-30. Measure number 24 is boxed. The music continues with half notes and quarter notes.

Musical notation for measures 31-38. Measure numbers 31 and 34 are boxed. The music features half notes and quarter notes.

Musical notation for measures 39-46. Measure numbers 39 and 43 are boxed. The music continues with half notes and quarter notes.

Musical notation for measures 47-54. Measure numbers 47 and 52 are boxed. The music features half notes and quarter notes.

Musical notation for measures 55-62. Measure number 55 is boxed. The music concludes with a *ppp* dynamic marking and a fermata.

Group C

TROMBONE 2

8. FINALE! (Tutti)

(American March, Meacham, 1891)

Imitate a snare drum cadence any way you want! on cue from conductor
With your breath, tongue, hitting the trombone, etc. (choirs B and C follow conductor here)

♩ = 110

Repeat many times!
Get louder! play!

slide trill
tr

Musical notation for measures 1-5. Measure 1 has a snare drum cadence. Measures 2-5 are a melodic phrase starting with a forte (f) dynamic and ending with a fortissimo (ff) dynamic and a slide trill.

Musical notation for measures 6-9. Measure 6 starts with a mezzo-forte (mf) dynamic and a trill. Measures 7-9 feature triplet patterns. Measure 9 is marked with a box containing the number 9.

Musical notation for measures 10-14. Measures 10-12 are triplet patterns. Measure 13 has a sfz dynamic marking. Measure 14 has a p dynamic marking and a decrescendo hairpin.

Musical notation for measures 15-17. Measure 15 starts with ff. Measure 16 has mf and a sextuplet (6). Measure 17 starts with f.

Musical notation for measures 18-22. Measure 18 starts with ff. Measures 19-22 feature triplet patterns and a 'fall' instruction.

Musical notation for measures 23-27. Measure 23 starts with p. Measures 24-26 are a glissando with a crescendo hairpin. Measure 27 has a shriek! instruction.

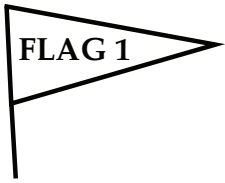
gliss. and crescendo continuously, re-taking where needed

shriek!

23 27

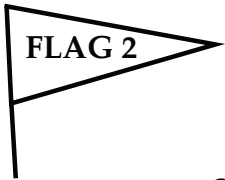
2 3 4 5

cresc. ----- ff



FLAG 1

TACET



FLAG 2

Kaiser Waltzer (J. Strauss, op. 489)

♩ = 120 - 130

SOLO

Musical staff 1: Solo section, measures 1-8. Treble clef, 3/4 time signature, key signature of one flat. Dynamics: *mf*.

Musical staff 2: Solo section, measures 9-16. Treble clef, 3/4 time signature, key signature of one flat. Dynamics: *cresc.*, *f dim.*, *mp*.

♩ = 60 Viennese waltz style

17 TUTTI

Musical staff 3: Tutti section, measures 17-21. Bass clef, 3/4 time signature, key signature of one flat. Dynamics: *f*.

Musical staff 4: Tutti section, measures 22-25. Bass clef, 3/4 time signature, key signature of one flat. Dynamics: *ff*, *mf*.

Musical staff 5: Tutti section, measures 26-31. Bass clef, 3/4 time signature, key signature of one flat. Dynamics: *sfz*, *sfz*.

Musical staff 6: Tutti section, measures 32-35. Bass clef, 3/4 time signature, key signature of one flat. First ending (1.) and second ending (2.) are indicated.

repeat ad-lib, unsynchronized!
Experiment with different articulations!

FLAG 3

At flag 4, slowly transform Strauss into the Schafer, changing slide positions like crazy!
You may loop the Schafer, play fragments of it, improvise in the style of the piece.
Don't play too loud.

The musical score consists of several systems of staves. The first system includes the instruction "SUSTAIN UNTILL BEGIN" and a circled number 9. The second system has a circled number 10. The third system has a circled number 10 and the instruction "SUSTAIN UNTILL BEGIN". The fourth system has a circled number 10. The fifth system has a circled number 10. The sixth system has a circled number 10. The seventh system has a circled number 10. The eighth system has a circled number 10. The ninth system has a circled number 10. The tenth system has a circled number 10. The eleventh system has a circled number 10. The twelfth system has a circled number 10. The thirteenth system has a circled number 10. The fourteenth system has a circled number 10. The fifteenth system has a circled number 10. The sixteenth system has a circled number 10. The seventeenth system has a circled number 10. The eighteenth system has a circled number 10. The nineteenth system has a circled number 10. The twentieth system has a circled number 10. The twenty-first system has a circled number 10. The twenty-second system has a circled number 10. The twenty-third system has a circled number 10. The twenty-fourth system has a circled number 10. The twenty-fifth system has a circled number 10. The twenty-sixth system has a circled number 10. The twenty-seventh system has a circled number 10. The twenty-eighth system has a circled number 10. The twenty-ninth system has a circled number 10. The thirtieth system has a circled number 10. The thirty-first system has a circled number 10. The thirty-second system has a circled number 10. The thirty-third system has a circled number 10. The thirty-fourth system has a circled number 10. The thirty-fifth system has a circled number 10. The thirty-sixth system has a circled number 10. The thirty-seventh system has a circled number 10. The thirty-eighth system has a circled number 10. The thirty-ninth system has a circled number 10. The fortieth system has a circled number 10. The forty-first system has a circled number 10. The forty-second system has a circled number 10. The forty-third system has a circled number 10. The forty-fourth system has a circled number 10. The forty-fifth system has a circled number 10. The forty-sixth system has a circled number 10. The forty-seventh system has a circled number 10. The forty-eighth system has a circled number 10. The forty-ninth system has a circled number 10. The fiftieth system has a circled number 10. The fifty-first system has a circled number 10. The fifty-second system has a circled number 10. The fifty-third system has a circled number 10. The fifty-fourth system has a circled number 10. The fifty-fifth system has a circled number 10. The fifty-sixth system has a circled number 10. The fifty-seventh system has a circled number 10. The fifty-eighth system has a circled number 10. The fifty-ninth system has a circled number 10. The sixtieth system has a circled number 10. The sixty-first system has a circled number 10. The sixty-second system has a circled number 10. The sixty-third system has a circled number 10. The sixty-fourth system has a circled number 10. The sixty-fifth system has a circled number 10. The sixty-sixth system has a circled number 10. The sixty-seventh system has a circled number 10. The sixty-eighth system has a circled number 10. The sixty-ninth system has a circled number 10. The seventieth system has a circled number 10. The seventy-first system has a circled number 10. The seventy-second system has a circled number 10. The seventy-third system has a circled number 10. The seventy-fourth system has a circled number 10. The seventy-fifth system has a circled number 10. The seventy-sixth system has a circled number 10. The seventy-seventh system has a circled number 10. The seventy-eighth system has a circled number 10. The seventy-ninth system has a circled number 10. The eightieth system has a circled number 10. The eighty-first system has a circled number 10. The eighty-second system has a circled number 10. The eighty-third system has a circled number 10. The eighty-fourth system has a circled number 10. The eighty-fifth system has a circled number 10. The eighty-sixth system has a circled number 10. The eighty-seventh system has a circled number 10. The eighty-eighth system has a circled number 10. The eighty-ninth system has a circled number 10. The ninetieth system has a circled number 10. The ninety-first system has a circled number 10. The ninety-second system has a circled number 10. The ninety-third system has a circled number 10. The ninety-fourth system has a circled number 10. The ninety-fifth system has a circled number 10. The ninety-sixth system has a circled number 10. The ninety-seventh system has a circled number 10. The ninety-eighth system has a circled number 10. The ninety-ninth system has a circled number 10. The hundredth system has a circled number 10.

FLAG 4

Vive La Canadienne (Traditional, from Québec)

♩ = 90 - 100

punchy, march-like

f arpeggio in slide position 6.
If too difficult, just play one of these notes on the beat.

p *sfz* *p*

14 *cresc.* *f* *sfz* da capo

FLAG 5

Gavotte I (Bach, Orchestral Suite III, BWV 1068)

♩ = 72

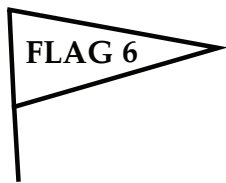
trumpet-like

f *sfz* fl. (gentle accents, still *piano*)

6 *sfz* *p* fl. fl. Fine

12 *mf* fl. fl. *f*

17 *sfz* D.C. al Fine



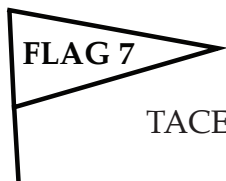
Play your favorite moment from the festival, your favorite piece, excerpt, concerto, song, whatever you want! Play like a solist here, not paying attention to anyone else! You may also move dramatically, playing to the sky, to the ground, spinning around, etc!

OR

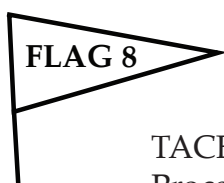
If you wanted, you could also play a piece you enjoy with a small group of friends, a duet, trio, etc.

It doesn't matter really what you do here, as long as you do it with complete conviction!

Flag 7 is for the soloist, so watch out for that flag.



TACET HERE (soloist plays)



TACET HERE (Group A plays 'We Found Love', soloist cuts off suddenly. Proceed on to piece 9.)

Brian May (performed by Queen) (1977)

Moderate Rock ♩ = 81

clap

5

foot stomp

6

9

11

13

3rd time get ready to play!

3x 3rd time continue on and play with Pbones

f

17

22

23

cresc. ----- *ff* *sfz*

Detailed description: This is a musical score for Trombone 2, arranged by Trevor Grahl. The piece is 'We Will Rock You' by Queen, performed by Brian May in 1977. It is in 4/4 time with a tempo of 81 beats per minute. The score is written in bass clef. It begins with a 'clap' and 'foot stomp' instruction. The first staff (measures 1-5) features a rhythmic pattern of eighth notes with 'x' marks above them. The second staff (measures 6-9) continues this pattern. The third staff (measures 10-13) includes a repeat sign and a dynamic of *f*. Above measure 13, there is a boxed number '13' and the instruction '3rd time get ready to play!' and '3x 3rd time continue on and play with Pbones'. The fourth staff (measures 14-22) features a more complex rhythmic pattern with slurs and accents, starting with a dynamic of *f*. The fifth staff (measures 23-28) continues with a similar pattern, marked with a *cresc.* line, *ff*, and *sfz* dynamics.