

GROUP C
TROMBONE 3

150TBMNS

written for Slide Factory 2017

1. Gathering, Prologue, and Opening Movement

Trevor Grahl

When everyone is in place, SOLOIST plays speech-like patterns. Imitate him!
Below is an example of what you could do.
Start slowly, listen and let the sound spread like a fire.
This should last 2 minutes.

GROUPS A, B, C

(groups D, E, tacet)

(material here just for an idea, freely improvise your own)

A *ca. 2'*

wobbly

A, B, C *ppp* 3 7 (stop when soloist gives a sign)

Don't play here. Just pantomime the actions of the soloist!! He will do something like this:

SOLOIST + A, B, C (possibly D and E?) *ca. 2'*

B

A, B, C (rest) (hold) (rest position) (point trombone up!!) (point trombone down, hold) (continue on this way following the SOLOIST)

Soloist points trombone high up to the sky and starts playing. When he starts playing:

When soloist suddenly plays, GO CRAZY HERE

Play your own fanfare-like music with only B \flat , D, and F.
Below are some examples for inspiration! Make your own!

C

A, B, C (etc.) (example) 6 7 (etc.)

GROUPS A, B, C (Groups D, E play different music here)

- CONDUCTOR STARTS GROUP D HERE

- GROUP E (KIDS) PLAY NATURAL HARMONICS IN 1st POSITION

Go to normal playing position, and keep playing the FANFARE. The Flagman enters. Watch him for signals for the rest of the piece

ca. 45''

A, B, C

(Fanfare continues here) →

D

FLAG 1 FLAG 2 FLAG 3

E

F

FLAG 4

Group C players play this line
Hold this note for a long time and then fade out!

p *dim.* -----

G

FLAG 5

H

FLAG 6

ca. 20" H

f

I

FLAG 7

ugly sound - becoming more ugly and desperate
ca. 10"

rit... suddenly very fast, like falling down stairs

SOLO *mp* *cresc. sempre* *ff* *secco*

stop playing on flag!

A, B, C

WAIT till cue from conductor

SOLOIST and A, B CONTINUE →

SOLO

'Buster Keaton'-like

mp

Conductor begins here

1 relaxed ♩ = 100
gentle vibrato

mp

mp

never louder than soloist!

10 11

dim. ----- *ppp*

19 25

p *dim.* ----- *ppp* *p*

30

ff *dim.* -----

36 38 meno mosso

p *f* *dim.* ----- *pp*

tacet al fine

GROUP D / C

150TBMNS

TROMBONE 3

2. Song - Drill Team (Tutti, Featuring Pbones)

Funky ♩ = 120

5

(shake)

cresc. --- ff

10

2

(10-11)

14

f

16

mp not louder than kids

f

mp

21

24

f

mp

26

28

shake

30 34 fall

cresc. ----- *f* *sfz*

Detailed description: This musical staff contains measures 30 through 34. It begins with a bass clef and a key signature of two flats. Measure 30 starts with a quarter note G2, followed by eighth notes A2, B2, and C3. Measure 31 has a quarter rest followed by eighth notes D3, E3, and F3. Measure 32 has a quarter note G3, followed by eighth notes A3 and B3. Measure 33 has a quarter note C4, followed by eighth notes D4 and E4. Measure 34 has a quarter note F4, followed by a quarter rest. Dynamics include *cresc.* (crescendo), *f* (forte), and *sfz* (sforzando). A box around measure 34 is labeled 'fall'.

36

p

Detailed description: This musical staff contains measures 36 through 39. It begins with a bass clef and a key signature of two flats. Measure 36 has a quarter rest followed by eighth notes G2, A2, and B2. Measure 37 has eighth notes C3, D3, and E3. Measure 38 has eighth notes F3, G3, and A3. Measure 39 has eighth notes B3, C4, and D4. The dynamic is *p* (piano).

40

cresc. ----- *mf*

Detailed description: This musical staff contains measures 40 through 43. It begins with a bass clef and a key signature of two flats. Measure 40 has a quarter rest followed by eighth notes G2, A2, and B2. Measure 41 has eighth notes C3, D3, and E3. Measure 42 has eighth notes F3, G3, and A3. Measure 43 has eighth notes B3, C4, and D4. The dynamic is *mf* (mezzo-forte). A *cresc.* (crescendo) line spans from measure 40 to 43.

44 46

Detailed description: This musical staff contains measures 44 through 47. It begins with a bass clef and a key signature of two flats. Measure 44 has a quarter rest followed by eighth notes G2, A2, and B2. Measure 45 has eighth notes C3, D3, and E3. Measure 46 has eighth notes F3, G3, and A3. Measure 47 has eighth notes B3, C4, and D4. A box around measure 46 is labeled '46'.

48

cresc. -----

Detailed description: This musical staff contains measures 48 through 51. It begins with a bass clef and a key signature of two flats. Measure 48 has a quarter rest followed by eighth notes G2, A2, and B2. Measure 49 has eighth notes C3, D3, and E3. Measure 50 has eighth notes F3, G3, and A3. Measure 51 has eighth notes B3, C4, and D4. A *cresc.* (crescendo) line spans from measure 48 to 51.

52

Suddenly stop playing as you hear soloist go crazy!

----- *f*

Detailed description: This musical staff contains measures 52 through 55. It begins with a bass clef and a key signature of two flats. Measure 52 has a quarter rest followed by eighth notes G2, A2, and B2. Measure 53 has eighth notes C3, D3, and E3. Measure 54 has eighth notes F3, G3, and A3. Measure 55 has eighth notes B3, C4, and D4. The dynamic is *f* (forte). A dashed line spans from measure 52 to 55.

56 (solo improv) (pbone solo) 58 **meno mosso**

on cue

Detailed description: This musical staff contains measures 56 through 58. It begins with a bass clef and a key signature of two flats. Measure 56 has a quarter rest followed by a half note G2. Measure 57 has a quarter rest followed by a half note G2. Measure 58 has a quarter note G2 followed by a half note G2. A box around measure 56 is labeled '56'. A box around measure 58 is labeled '58 meno mosso on cue'. The dynamic is *meno mosso*.

GROUP D / C

150 TMBNS

TROMBONE 3 4. Bergerette Dont Vient Cela (Groups D and C and A and B)

from Danserye, 1551

Teilman Susato
Arr. Trevor Grahl

Andante ♩ = 84 - 90

mf (these notes are right!)

8 9

16

24 27

poco f

32 34 5 40

f (35-39)

44

mp *poco f*

52

52-65 *pp* (59-65)

66

66-73 *f*

80

6 (74-79) 80-86 *f*

86

86-92 93-98 *mf*

96

96-107 108-112 *mp*

poco meno mosso

110-112 *mp*

115

molto rit.

115-123 *mp*

GROUP D / C

150TMBNS

TROMBONE 3

5. 'I Got You (I Feel Good)' - Tutti

James Brown

Arr. T. Grahl

$\text{♩} = 130$

5

10

17

22

27

29

32

37

42

molto rit.

47

50 (Kids: "HEY!") on cue

GROUPS B, C, D

TROMBONE 3 (ALSO SIMPLE TROMBONE)

150TMBNS

Charles Ives

arr. T. Grahl

7. The Unanswered Question (Groups A, B, C, D and Soloist)

Largo molto sempre (about 72 = ♩)

breathe as necessary and rest from playing as long as you need

pp legato sempre

8 16

17 24

25

33 34

41 43

49 52

57

ppp

Group C

TROMBONE 3

8. FINALE! (Tutti)

(American March, Meacham, 1891)

Imitate a snare drum cadence any way you want!
With your breath, tongue, hitting the trombone, etc.

on cue from conductor
(choirs B and C follow conductor here)
play!

$\text{♩} = 110$ Repeat many times!
Get louder!

lip trill
tr

5

slide trill
tr

mf *f*

9

12

< sfz > *p* *ff* *mf* *mf*

17

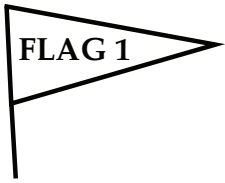
20

23

gliss. and crescendo continuously, re-taking where needed

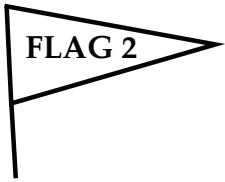
p *cresc.* 1 2 3 4 5 *ff*

shriek!



FLAG 1

TACET



FLAG 2

Kaiser Waltzer (J. Strauss, op. 489)

♩ = 120 - 130

SOLO

8

mf

cresc... f dim... mp

♩ = 60 Viennese waltz style

TUTTI

16

f

23

27

sfz sfz

32

1. 2.

repeat ad-lib, unsynchronized!
Experiment with different articulations!

FLAG 3

At flag 4, slowly transform Strauss into the Schafer, changing slide positions like crazy!
You may loop the Schafer, play fragments of it, improvise in the style of the piece.
Don't play too loud.

The musical score consists of several systems of staves. The first system includes the instruction "SUSTAIN UNTILL BEGIN" and a circled number 9. The second system has a circled number 10. The third system has a circled number 10 and the instruction "SUSTAIN UNTILL BEGIN". The fourth system has a circled number 10. The fifth system has a circled number 10. The sixth system has a circled number 10. The seventh system has a circled number 10. The eighth system has a circled number 10. The ninth system has a circled number 10. The tenth system has a circled number 10. The eleventh system has a circled number 10. The twelfth system has a circled number 10. The thirteenth system has a circled number 10. The fourteenth system has a circled number 10. The fifteenth system has a circled number 10. The sixteenth system has a circled number 10. The seventeenth system has a circled number 10. The eighteenth system has a circled number 10. The nineteenth system has a circled number 10. The twentieth system has a circled number 10. The twenty-first system has a circled number 10. The twenty-second system has a circled number 10. The twenty-third system has a circled number 10. The twenty-fourth system has a circled number 10. The twenty-fifth system has a circled number 10. The twenty-sixth system has a circled number 10. The twenty-seventh system has a circled number 10. The twenty-eighth system has a circled number 10. The twenty-ninth system has a circled number 10. The thirtieth system has a circled number 10. The thirty-first system has a circled number 10. The thirty-second system has a circled number 10. The thirty-third system has a circled number 10. The thirty-fourth system has a circled number 10. The thirty-fifth system has a circled number 10. The thirty-sixth system has a circled number 10. The thirty-seventh system has a circled number 10. The thirty-eighth system has a circled number 10. The thirty-ninth system has a circled number 10. The fortieth system has a circled number 10. The forty-first system has a circled number 10. The forty-second system has a circled number 10. The forty-third system has a circled number 10. The forty-fourth system has a circled number 10. The forty-fifth system has a circled number 10. The forty-sixth system has a circled number 10. The forty-seventh system has a circled number 10. The forty-eighth system has a circled number 10. The forty-ninth system has a circled number 10. The fiftieth system has a circled number 10. The fifty-first system has a circled number 10. The fifty-second system has a circled number 10. The fifty-third system has a circled number 10. The fifty-fourth system has a circled number 10. The fifty-fifth system has a circled number 10. The fifty-sixth system has a circled number 10. The fifty-seventh system has a circled number 10. The fifty-eighth system has a circled number 10. The fifty-ninth system has a circled number 10. The sixtieth system has a circled number 10. The sixty-first system has a circled number 10. The sixty-second system has a circled number 10. The sixty-third system has a circled number 10. The sixty-fourth system has a circled number 10. The sixty-fifth system has a circled number 10. The sixty-sixth system has a circled number 10. The sixty-seventh system has a circled number 10. The sixty-eighth system has a circled number 10. The sixty-ninth system has a circled number 10. The seventieth system has a circled number 10. The seventy-first system has a circled number 10. The seventy-second system has a circled number 10. The seventy-third system has a circled number 10. The seventy-fourth system has a circled number 10. The seventy-fifth system has a circled number 10. The seventy-sixth system has a circled number 10. The seventy-seventh system has a circled number 10. The seventy-eighth system has a circled number 10. The seventy-ninth system has a circled number 10. The eightieth system has a circled number 10. The eighty-first system has a circled number 10. The eighty-second system has a circled number 10. The eighty-third system has a circled number 10. The eighty-fourth system has a circled number 10. The eighty-fifth system has a circled number 10. The eighty-sixth system has a circled number 10. The eighty-seventh system has a circled number 10. The eighty-eighth system has a circled number 10. The eighty-ninth system has a circled number 10. The ninetieth system has a circled number 10. The ninety-first system has a circled number 10. The ninety-second system has a circled number 10. The ninety-third system has a circled number 10. The ninety-fourth system has a circled number 10. The ninety-fifth system has a circled number 10. The ninety-sixth system has a circled number 10. The ninety-seventh system has a circled number 10. The ninety-eighth system has a circled number 10. The ninety-ninth system has a circled number 10. The hundredth system has a circled number 10.

FLAG 4

Vive La Canadienne (Traditional, from Québec)

♩ = 90 - 100

punchy, march-like

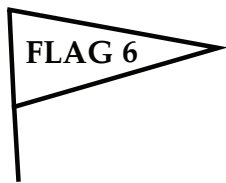
arpeggio in slide position 6.

If too difficult, just play one of these notes on the beat.

FLAG 5

Gavotte I (Bach, Orchestral Suite III, BWV 1068)

♩ = 72



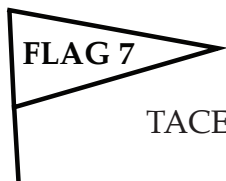
Play your favorite moment from the festival, your favorite piece, excerpt, concerto, song, whatever you want! Play like a solist here, not paying attention to anyone else! You may also move dramatically, playing to the sky, to the ground, spinning around, etc!

OR

If you wanted, you could also play a piece you enjoy with a small group of friends, a duet, trio, etc.

It doesn't matter really what you do here, as long as you do it with complete conviction!

Flag 7 is for the soloist, so watch out for that flag.



TACET HERE (soloist plays)



TACET HERE (Group A plays 'We Found Love', soloist cuts off suddenly. Proceed on to piece 9.)

GROUP D / C

150TBMNS

9. (Encore) Song - We Will Rock You (Tutti)

TROMBONE 3

Brian May (performed by Queen) (1977)

arr. Trevor Grahl

Moderate Rock ♩ = 81

clap

5

6

9

11

13

3x 3rd time get ready to play!
3rd time continue on and play with Pbones

f

17

22

23

cresc.-----

ff

ffz

Detailed description: This is a musical score for Trombone 3, written in bass clef and 4/4 time. The tempo is marked 'Moderate Rock' with a quarter note equal to 81 beats per minute. The score consists of five staves of music. The first staff (measures 1-5) features a rhythmic pattern of eighth notes with 'clap' and 'foot stomp' markings above and below the notes, respectively. A box containing the number '5' is placed above the fifth measure. The second staff (measures 6-9) continues the rhythmic pattern, with a box containing '9' above the ninth measure. The third staff (measures 10-13) repeats the pattern for three times, with a box containing '13' above the thirteenth measure. A performance instruction '3x 3rd time get ready to play! 3rd time continue on and play with Pbones' is written above the staff. A dynamic marking 'f' is placed below the staff. The fourth staff (measures 14-22) features a melodic line of eighth notes with a dynamic marking 'f' below the staff. A box containing '22' is placed above the twenty-second measure. The fifth staff (measures 23-26) features a melodic line of eighth notes with a dynamic marking 'ff' below the staff. A 'cresc.' marking with a dashed line is placed below the staff, extending from the beginning of the staff to the 'ff' marking. A box containing '23' is placed above the twenty-third measure. The score ends with a double bar line and a dynamic marking 'ffz' below the staff.