

GROUP C
BASS TROMBONE

150TBMNS

written for Slide Factory 2017

1. Gathering, Prologue, and Opening Movement

Trevor Grahl

When everyone is in place, SOLOIST plays speech-like patterns. Imitate him!
Below is an example of what you could do.
Start slowly, listen and let the sound spread like a fire.
This should last 2 minutes.

GROUPS A, B, C

(groups D, E, tacet)

(material here just for an idea, freely improvise your own)

A *wobbly* **ca. 2'**

A, B, C *ppp* 3 7 (stop when soloist gives a sign)

Don't play here. Just pantomime the actions of the soloist!! He will do something like this:

SOLOIST + A, B, C (possibly D and E?) ca. 2'

B

A, B, C (rest) (point trombone up!!) (hold) (rest position) (point trombone down, hold) (continue on this way following the SOLOIST)

Soloist points trombone high up to the sky and starts playing. When he starts playing:

When soloist suddenly plays, GO CRAZY HERE

Play your own fanfare-like music with only B \flat , D, and F.
Below are some examples for inspiration! Make your own!

C

A, B, C (etc.) (example) 6 7 (etc.)

GROUPS A, B, C (Groups D, E play different music here)

- CONDUCTOR STARTS GROUP D HERE

- GROUP E (KIDS) PLAY NATURAL HARMONICS IN 1st POSITION

Go to normal playing position, and keep playing the FANFARE. The Flagman enters. Watch him for signals for the rest of the piece

ca. 45"

A, B, C

(Fanfare continues here)

D **FLAG 1** **FLAG 2** **FLAG 3** **E**

F **FLAG 4** **Group C players play this line**
 Hold this note for a long time and then fade out!

p *dim.* -----

G **FLAG 5**

FLAG 6 **H** *ca. 20"*

f

I **FLAG 7** *ugly sound - becoming more ugly and desperate*
ca. 10" *rit...* *suddenly very fast, like falling down stairs*

SOLO *mp cresc. sempre ff secco*
stop playing on flag!

A, B, C

WAIT till cue from conductor

SOLOIST and A, B CONTINUE →

SOLO

'Buster Keaton'-like

mp

Conductor begins here

relaxed ♩ = 100

gentle vibrato

1

mp

mp

never louder than soloist!

11

10

dim......*ppp*

mp

25

19

p

dim......*ppp*

p

30

ff

dim......

38

meno mosso

play 8va lower if you can!

36

p

40

Musical staff for measures 40-44. The staff is in bass clef with a key signature of one flat (B-flat). It contains five measures of music, each with a half note. The notes are G2, F2, E2, D2, and C2. A dashed line below the staff indicates a crescendo from measure 40 to measure 44. The first measure is marked *cresc.* and the fifth measure is marked *f*.

45

Musical staff for measures 45-46. The staff is in bass clef with a key signature of one flat (B-flat). It contains two measures of music. The first measure has a half note G2, and the second measure has a half note F2. A dashed line below the staff indicates a decrescendo from measure 45 to measure 46. The first measure is marked *dim.* and the second measure is marked *pp*. Above the second measure, there is a fermata over the note. The staff ends with a double bar line. The text "tacet al fine" is written above the staff at the end.

GROUP D / C
BASS TROMBONE

150TBMNS

2. Song - Drill Team (Tutti, Featuring Pbones)

Funky ♩ = 120

f

5

(shake)

cresc... *ff*

10

2

(10-11)

14

f

16

mp not louder than kids

p

f

mp

21

24

f

mp

25

28

29 *shake*

cresc. ----- f

34 *fall*

sffz *p*

39

cresc. ----- mf

43 46

47

cresc. -----

51 *Suddenly stop playing as you hear soloist go crazy!*

f

meno mosso

55 56 (solo improv) (pbone solo) 58 on cue

GROUP D / C

BASS TROMBONE

150 TMBNS

4. Bergerette Dont Vient Cela (Groups D and C and A and B)

Teilman Susato
Arr. Trevor Grahl

from *Danserye*, 1551

Andante ♩ = 84 - 90

mf

8 9

16

24 27

poco f

32 34 40

(35-39) *f*

44

mp *poco f*

52

66

73

poco meno mosso

molto rit.

GROUP D / C
BASS TROMBONE

150TMBNS

5. 'I Got You (I Feel Good)' - Tutti

James Brown
Arr. T. Grahl

$\text{♩} = 130$

5 *sffp* < *ff* *mf*
never too loud, don't cover melody

10 *ff*

15 17 *mf*

20

25 29 *ff* *sffp* < *mp*

30

35 37 *sffz* *sffz* < *sffz* *mp*

40

45 *ff* *molto rit.*

50 *ff* (Kids: "HEY!") on cue *molto cresc.* ----- *ff*
fff

7. The Unanswered Question (Groups A, B, C, D and Soloist)

Largo molto sempre (about 72 = ♩)

breathe as necessary and rest from playing as long as you need

pp legato sempre

8

16

play upper note if no extra triggers

24

32

34

40

43

48

52

56

ppp

Group C

8. FINALE! (Tutti)

BASS TROMBONE

(American March, Meacham, 1891)

Imitate a snare drum cadence any way you want!
With your breath, tongue, hitting the trombone, etc.

♩ = 110

Repeat many times!
Get louder!

on cue from conductor
(choirs B and C follow conductor here)

slide trill

play!

mf

(d.)

ff p

f ff 3

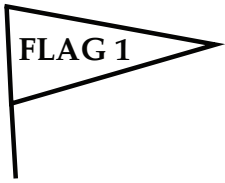
fall

p

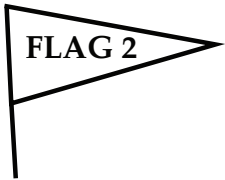
gliss. and crescendo continuously, re-taking where needed

23 27 shriek!

cresc. 1 2 3 4 5 ff



TACET



Kaiser Waltzer (J. Strauss, op. 489)

♩ = 120 - 130

SOLO

First musical staff with notes and a slur.

mf

9

Second musical staff with notes and rests.

cresc. f dim. mp

Viennese waltz style

♩ = 60

17

TUTTI

sempre

Third musical staff with notes and rests.

f

24

Fourth musical staff with notes and rests.

sfz sfz

1.

2.

32

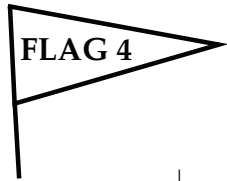
Fifth musical staff with notes and rests.

repeat ad-lib, unsynchronized!
Experiment with different articulations!

FLAG 3

At flag 4, slowly transform Strauss into the Schafer, changing slide positions like crazy!
You may loop the Schafer, play fragments of it, improvise in the style of the piece.
Don't play too loud.

The musical score consists of several systems of staves. The first system includes the instruction "SUSTAIN UNTILL BEGIN" and a circled number 9. The second system has a circled number 10. The third system has a circled number 10 and the instruction "SUSTAIN UNTILL BEGIN". The fourth system has a circled number 10. The fifth system has a circled number 10. The sixth system has a circled number 10. The seventh system has a circled number 10. The eighth system has a circled number 10. The ninth system has a circled number 10. The tenth system has a circled number 10. The eleventh system has a circled number 10. The twelfth system has a circled number 10. The thirteenth system has a circled number 10. The fourteenth system has a circled number 10. The fifteenth system has a circled number 10. The sixteenth system has a circled number 10. The seventeenth system has a circled number 10. The eighteenth system has a circled number 10. The nineteenth system has a circled number 10. The twentieth system has a circled number 10. The twenty-first system has a circled number 10. The twenty-second system has a circled number 10. The twenty-third system has a circled number 10. The twenty-fourth system has a circled number 10. The twenty-fifth system has a circled number 10. The twenty-sixth system has a circled number 10. The twenty-seventh system has a circled number 10. The twenty-eighth system has a circled number 10. The twenty-ninth system has a circled number 10. The thirtieth system has a circled number 10. The thirty-first system has a circled number 10. The thirty-second system has a circled number 10. The thirty-third system has a circled number 10. The thirty-fourth system has a circled number 10. The thirty-fifth system has a circled number 10. The thirty-sixth system has a circled number 10. The thirty-seventh system has a circled number 10. The thirty-eighth system has a circled number 10. The thirty-ninth system has a circled number 10. The fortieth system has a circled number 10. The forty-first system has a circled number 10. The forty-second system has a circled number 10. The forty-third system has a circled number 10. The forty-fourth system has a circled number 10. The forty-fifth system has a circled number 10. The forty-sixth system has a circled number 10. The forty-seventh system has a circled number 10. The forty-eighth system has a circled number 10. The forty-ninth system has a circled number 10. The fiftieth system has a circled number 10. The fifty-first system has a circled number 10. The fifty-second system has a circled number 10. The fifty-third system has a circled number 10. The fifty-fourth system has a circled number 10. The fifty-fifth system has a circled number 10. The fifty-sixth system has a circled number 10. The fifty-seventh system has a circled number 10. The fifty-eighth system has a circled number 10. The fifty-ninth system has a circled number 10. The sixtieth system has a circled number 10. The sixty-first system has a circled number 10. The sixty-second system has a circled number 10. The sixty-third system has a circled number 10. The sixty-fourth system has a circled number 10. The sixty-fifth system has a circled number 10. The sixty-sixth system has a circled number 10. The sixty-seventh system has a circled number 10. The sixty-eighth system has a circled number 10. The sixty-ninth system has a circled number 10. The seventieth system has a circled number 10. The seventy-first system has a circled number 10. The seventy-second system has a circled number 10. The seventy-third system has a circled number 10. The seventy-fourth system has a circled number 10. The seventy-fifth system has a circled number 10. The seventy-sixth system has a circled number 10. The seventy-seventh system has a circled number 10. The seventy-eighth system has a circled number 10. The seventy-ninth system has a circled number 10. The eightieth system has a circled number 10. The eighty-first system has a circled number 10. The eighty-second system has a circled number 10. The eighty-third system has a circled number 10. The eighty-fourth system has a circled number 10. The eighty-fifth system has a circled number 10. The eighty-sixth system has a circled number 10. The eighty-seventh system has a circled number 10. The eighty-eighth system has a circled number 10. The eighty-ninth system has a circled number 10. The ninetieth system has a circled number 10. The ninety-first system has a circled number 10. The ninety-second system has a circled number 10. The ninety-third system has a circled number 10. The ninety-fourth system has a circled number 10. The ninety-fifth system has a circled number 10. The ninety-sixth system has a circled number 10. The ninety-seventh system has a circled number 10. The ninety-eighth system has a circled number 10. The ninety-ninth system has a circled number 10. The hundredth system has a circled number 10.



FLAG 4

Vive La Canadienne (Traditional, from Québec)

♩ = 90 - 100

punchy, march-like

6

11

da capo

f *p* *f* *sffp* *f*

mp

sffz *mf* *cresc.* *f* *sfz*

Detailed description: This block contains the musical score for 'Vive La Canadienne'. It consists of four staves of music in bass clef with a key signature of one flat and a common time signature. The first staff starts with a dynamic of *f* and includes a crescendo from *p* to *f*, followed by a decrescendo to *sffp* and a final *f*. The second staff begins at measure 6 with a dynamic of *mp*. The third staff begins at measure 11 and includes a decrescendo from *sffz* to *mf*, followed by a crescendo to *f* and a final *sfz*. The piece concludes with a 'da capo' instruction.



FLAG 5

Gavotte I (Bach, Orchestral Suite III, BWV 1068)

♩ = 72

timpani-like

6

12

18

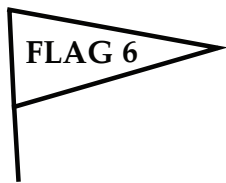
f *p* *mf* *f*

fl.

Fine

D.C. al Fine

Detailed description: This block contains the musical score for 'Gavotte I'. It consists of four staves of music in bass clef with a key signature of two sharps and a common time signature. The first staff starts with a dynamic of *f* and includes a decrescendo to *p*, followed by a crescendo to *mf* and a final *f*. The second staff begins at measure 6 with a dynamic of *mf* and includes a crescendo to *f*. The third staff begins at measure 12 with a dynamic of *f*. The fourth staff begins at measure 18 and includes a 'D.C. al Fine' instruction. The piece concludes with a 'fl.' (flourish) and a 'Fine' marking.



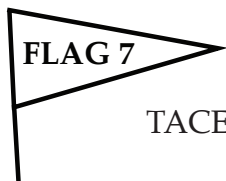
Play your favorite moment from the festival, your favorite piece, excerpt, concerto, song, whatever you want! Play like a soloist here, not paying attention to anyone else! You may also move dramatically, playing to the sky, to the ground, spinning around, etc!

OR

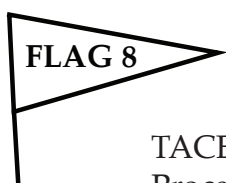
If you wanted, you could also play a piece you enjoy with a small group of friends, a duet, trio, etc.

It doesn't matter really what you do here, as long as you do it with complete conviction!

Flag 7 is for the soloist, so watch out for that flag.



TACET HERE (soloist plays)



TACET HERE (Group A plays 'We Found Love', soloist cuts off suddenly. Proceed on to piece 9.)

Moderate Rock ♩ = 81

5

clap

foot stomp

9

6

11

3x 13 3rd time continue on and play with Pbones
3rd time get ready to play!

f

17

f

22

cresc. *ff* *sffz*